






# BLING BLING TREND

## ADD SHINE AND DESIGN TO YOUR STYLE

For fashion industry, is available in wavy specials effects colors and glossy sparkling designs: stars, flowers or chess. This gleaming HTV has a smooth but sparkling finish. Easy to plot and weed due to the adhesive carrier.






### TECHNICAL DATA

 <b>COMPOSITION</b>	PET + PU
 <b>THICKNESS</b>	270 µm
 <b>CARRIER</b>	Adhesive & transparent Polyester

### CUT SETTINGS

 <b>SIDE</b>	Mirror cutting
 <b>CUTTING</b>	Flock blade 60°

### APPLICATION

 <b>TEXTILE</b>	Cotton, polyester, acrylic
 <b>TIME &amp;</b>	<b>Quick mode</b> 180°C - 356°F / 6s
 <b>TEMPERATURE</b>	<b>Low temp.</b> 120°C - 248°F / 20s
 <b>PRESSURE</b>	Medium
 <b>PEEL</b>	Cold

### CERTIFICATIONS

<b>CERTIFICATIONS</b>	EVE VEGAN 
-----------------------	--

### PRODUCT HIGHLIGHTS

- No loose sparkles
- Smooth-to-touch
- PET + PU HTV
- Amazing trendy patterns
- 2 applications settings : low temp. or quick application
- Easy to cut and weed

### CARE & MAINTENANCE

- Always respect the garment instructions.
- Wash inside out to extend the design's life.
- Allow 24 hours after application before first wash.
- Avoid the use of aggressive products.
- Do not bleach.

<b>Washing</b>	<b>Ironing</b>	<b>Tumble-dry</b>
 40°C / 104°F	 Reverse side	 Authorized

### STORAGE

- Storage life recommendation is up to one year.
- Store product in dry room with 15°-30°C/ 60°-85°F.
- Keep away from sunlight, store in a vertical position.

### STEP BY STEP : HOW TO USE

**STEP 1** - Perform a cutting test with your plotter.

**STEP 2** - Cut your heat transfer film in mirror, use a blade 60° and weed the excess material.

**STEP 3** - Apply design on garment.

**STEP 4** - Press and peel cold.

**NOTE:** We highly recommend that you perform tests before production.